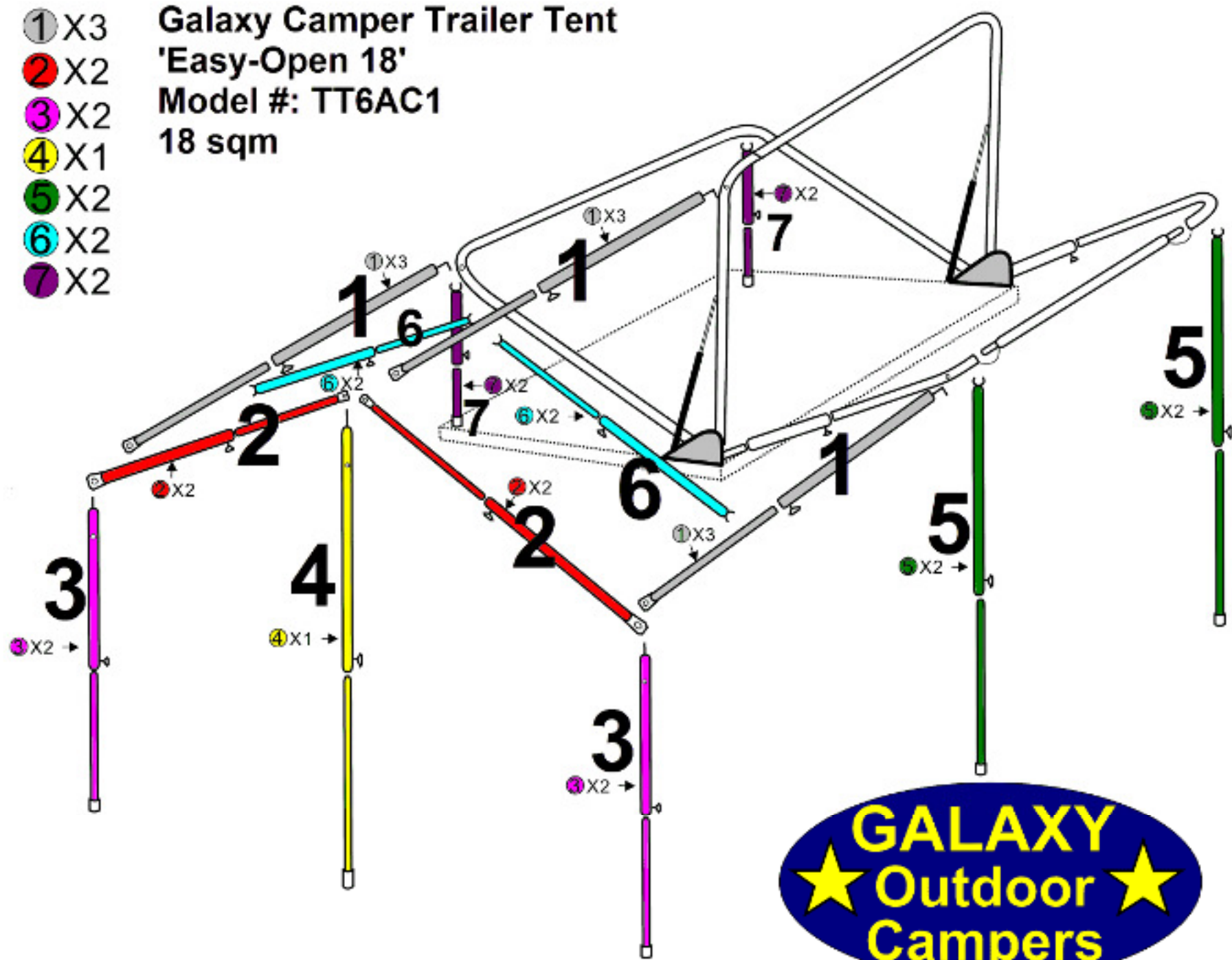


# INSTALLATION GUIDE FOR POLES

- ① X3 Galaxy Camper Trailer Tent
- ② X2 'Easy-Open 18'
- ③ X2 Model #: TT6AC1
- ④ X1 18 sqm
- ⑤ X2
- ⑥ X2
- ⑦ X2



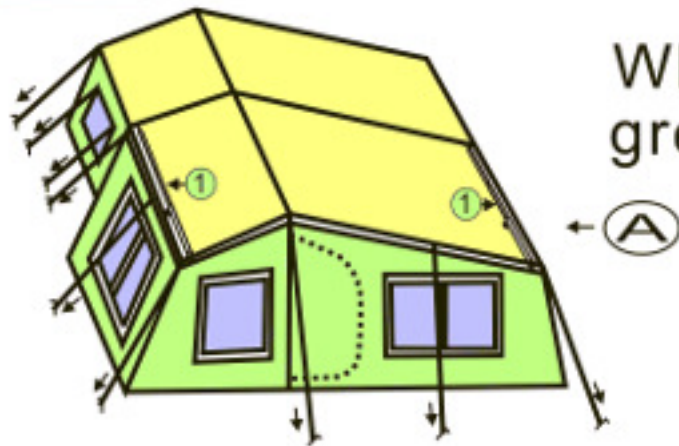
**GALAXY**  
★ Outdoor ★  
**Campers**



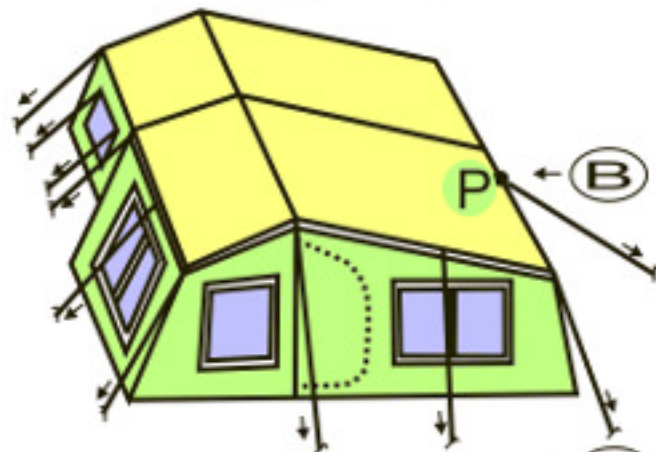
CAUTION FOR USING ON RAINY DAYS.



When using tent during rainy days, please pay great attention to the following steps:



1. To secure the pegs to the ground around the tent, adjust the poles to its correct position and tighten the ropes to make sure the tent roof is flat.



2. To remove two poles ① shown on left picture A, place the Waterproof Cap into the top of each vertical pole and tighten the ropes of Annex walls one by one.



3. On point P shown on left picture B, please add a Water-guide Pad between the Velcros of awning & annex wall, then tighten its rope as shown on left picture C.